



KLIPPO RANGE 2006



KLIPPO

THE PROFESSIONAL CHOICE

IT'S A DEMANDING JOB. CHOOSE A MOWER YOU CAN TRUST.

Sweden has a lot of great things to be proud of. But the weather isn't one of them.

We know this.

And the professional gardeners and park-workers of Sweden know this.

That's why they choose lawnmowers from Klippo, to be able to work long hours under extreme weather conditions. We have been building our lawnmowers in the same factory in Malmö, Sweden, for over 50 years now.

Each machine is handmade by one technician personally, making every Klippo a result of genuine Swedish craftsmanship.

In this catalogue we present our wide range of lawnmowers, as well as a selection of professional garden machines that Klippo supplies.

All have undergone our rigorous quality control, because no machine will ever be called Klippo if it doesn't measure up to our demanding standards.

The quality of Klippo is highly recognized all over Sweden and even the Royal Swedish family use our lawnmowers for their parks and gardens. Naturally this is something we are very proud of. Who wouldn't be?

EXCELLENT

IN 2005 KLIPPO WAS APPOINTED PURVEYOR TO THE ROYAL SWEDISH COURT.




WHICH IS THE BEST KLIPPO FOR YOUR NEEDS?

NO MATTER WHAT YOU REQUIRE, WE HAVE A KLIPPO FOR YOU AND YOUR LAWN.

Klippo has 8 different lawnmower models in 23 different versions for you to choose from.

We have this range of different versions to ensure that you can find a mower that is perfect for you. From our experience and expertise we know that even small differences in a model can make a big difference when considering individual needs.

Klippo also offers five different mowing systems. The system you choose will depend on how you want to maintain your lawn.



THE MULCHER SYSTEM - AN INTELLIGENT AND ENVIRONMENTALLY FRIENDLY INNOVATION.

The Mulcher system is the dominating mower system in Scandinavia. The casing works together with blades and cut the grass at different levels. In this way the grass is chopped down to small particles that are put directly back on the lawn and therefore feeds it. There is no need to rake or collect the grass – nor do you have to deal with the grass clippings, saving both time and money. Klippo has a wide range of newly developed mowers featuring the Mulcher system. The models equipped with the system are:

Klippo Energy, Klippo Triumph, Klippo Champion, Klippo Excellent, Klippo Comet, Klippo Pro 17, 19 and 21.



A GRASS COLLECTOR IS FOR THOSE THAT ALWAYS WANT A CLEAN LAWN.


When using a grass collector everything is "raked and finished" when you are done mowing. Klippo uses a grass collector system featuring specially designed casings and blades that speeds up the grass providing a high collection capacity. The collection bag itself is ample and as solid and stable as the machine itself. The models equipped with grass collectors are:

Klippo Brilliant and Klippo Cobra.



GIVE YOUR KLIPPO A GOOD START

You can choose different ways to start your mower. Either the traditional pull start cord, the "SelfStart" or the electric start. The SelfStart means that the mower starts up automatically when you push a lever. The secret behind this is a mechanical system that winds up a spring when the engine is being switched off. The power stored in this spring is then enough to start the machine the next time. Simple and easy. For some models you can select an electric start where you use a key to start the mower.



THE COMBINED MULCHER AND GRASS COLLECTOR SYSTEM.

The Klippo Cobra S models enable you to switch between a Mulcher and a collector system. If you haven't cut the grass in a while, you use the collector. With a simple operation you can then choose which system suits you and your lawn best at the time.



A SELF-PROPELLED MACHINE MAKES IT EASIER.

All of Klippo's machines are easy to handle. But a self-propelled machine makes the job even more comfortable – especially if you have a large lawn. Using Klippo's well-known and unique front wheel drive you achieve superior manoeuvrability.



CYLINDER MOWER FOR THE "PERFECT LAWN".

Klippo Lawnmaster is an exclusive reel mower for those who want a perfect classic-striped lawn. It is based on the classic English concept, with a large roller behind the blade cylinder, a smaller support roller in front and the collector at the front.

The cylinder has six blades and is separately powered, i.e. operating independently of the propelling roller. The roller that propels the mower is rubber-lined so that it will work without slipping when the grass is wet and/or the lawn slopes.



SIDE DISCHARGE FOR THOSE THAT MOW LESS OFTEN.

Klippo Excellent S SD is the best choice when you mow your lawn less frequently. It is effective on both high and damp grass and is the ideal mower system if you for example need a mower for your summer cabin.



FOR MORE HELP TO CHOOSE THE RIGHT MOWER VISIT WWW.KLIPPO.COM

On our website there is a detailed guide that helps you finding the right model to suit your needs.

And if you choose to go directly to the store you can speak to one of our agents there – they know everything there is to know about Klippo and can give you good advice.

We at Klippo hope to welcome you soon as one of many happy Klippo owners.



KLIPPO MULCHER

Mulcher comes from the word "mulch", referring to vegetation used to insulate and enrich soil. The mulching system chops the grass so finely that it disappears into the lawn to act as extra fertilizer.

Klippo has a wide range of mulchers, based on up-to-date experience of how grass, blade and deck interact optimally during mowing.



Bildretusch!
märket skall bort



KLIPPO FREE

Our hand mowers work silently and are easy to push thanks to the contact-free five-blade cylinder, which is made of flame-hardened steel and runs in maintenance-free roller bearings. The mowing height is adjustable with the aid of a scale on either side of the mower. A stable machine with a comfortable, easy-grip handle. Collector available as an optional extra.

Art. no. 560 115
Collector Art. no. 560 120

ENERGY

Energy is the electric mower for those who don't want to compromise on quality in any form, whether cutting results or technology. It is stable and easy to manoeuvre, and totally built with the environment in mind. Mostly made of recycled material and more than 90% can be recycled again.

Cable connection, 240 V.
Cutting width 42 cm. Cutting height 25-50 mm.
Electric motor 240 V/1300 Watt. Weight 22 kg.
Art. no. 560 302

- **ELECTRICALLY POWERED PUSH & GO!**
- **MULCHER SYSTEM FOR ALL-ROUND USE.**
- **ENVIRONMENTALLY COMPLIANT AND RECYCLABLE.**
- **LIGHTWEIGHT, SUPPLE AND QUIET.**

TRIUMPH

Our smallest petrol-driven machine, yet it comes with all the classical Klippo details: one-piece aluminium chassis, steel wheels with double-sealed ball bearings and ergonomic handle adjustable both vertically and laterally to make all work situations easier.

Cutting width 42 cm. Cutting height 25-50 mm.
Engine Briggs & Stratton Quattro 158 cc/4.0 hp. Weight 24 kg.
Art. no. 560 301

- **PUSH & GO!**
- **MULCHER SYSTEM FOR ALL-ROUND USE.**
- **SUPPLE, EASILY DRIVEN AND SIMPLE.**



CHAMPION

An all-round lawnmower for small or medium-sized lawns. Very easy to drive thanks to the perfect balance and the low weight. Equipped with the mulcher cutting system to suit varying lawnmowing needs. A real no-quitter with all the classical Klippo details.

Cutting width 48 cm. Cutting height 30-60 cm.
Engine Briggs & Stratton Sprint XT 158 cc/4.5 hp. Weight 26 kg.
Art. No. 560 305

- **PUSH & GO!**
- **MULCHER SYSTEM FOR ALL-ROUND USE.**
- **EASILY DRIVEN AND WELL-BALANCED.**
- **HIGH CUTTING CAPACITY.**



KLIPPO MULCHER

EXCELLENT

One of our top sellers, with excellent cutting results. The entire Excellent series is fitted with Klippo's unique aluminium deck, which is cast in one piece.

To make the mower more all-round, the deck has a removable insert. If the grass is long or thick, this insert can be removed to make it easier to mow.

Cutting width 48 cm. Cutting height 30-60 mm.
Engine Briggs & Stratton Quantum 190 cm3/5.0 hp.
Weight 28 kg. Art. no. 560 251

- UNIQUE NEW DECK.
- CUTTING RESULT OUT OF THE ORDINARY.
- REMOVABLE MULCHER INSERT.
- NOW EVEN MORE EFFECTIVE MULCHER BLADE, CROSS-CUT (NOT ON EXCELLENT S SD.)



EXCELLENT GCV

The same machine as the Excellent, but with a finer engine. Perhaps the quietest and cleanest machine of its size on the market. Overhead valves and overhead cam shaft are part of the secret. Ecolabelled with the Nordic swan in accordance with SIS environmental labelling standards, i.e. the toughest requirements for purified emissions, combined with durability.

Cutting width 48 cm. Cutting height 30-60 mm.
Engine Honda GCV 135 cc/4.5 hp.
Weight 28 kg. Art. no. 560 252



EXCELLENT SELFSTART

The same machine as the Excellent, but with the ingenious SelfStart. The engine is started by a spring which is recoiled by the engine's kinetic energy when it is stopped. No batteries to be charged - a totally maintenance-free system.

Cutting width 48 cm. Cutting height 30-60 mm.
Engine Briggs & Stratton Quantum 190 cc/5.0 hp. T&M.
Weight 30 kg. Art. No. 560 254



EXCELLENT S

The same machine as the Excellent, but with our unique front-wheel drive. This is well known for its reliability, durability and comfortable speed. Front-wheel drive makes the machine even easier to work with, especially if the terrain is slightly hilly or extensive.

Cutting width 48 cm. Cutting height 30-60 mm.
Engine Briggs & Stratton Quantum 190 cc/5.0 hp.
Weight 31 kg. Art. no. 560 256



EXCELLENT S SD

A lawnmower with self-propulsion, side discharge and Klippo's quality. Fitted with our well-tested front-wheel drive. Suitable in gardens where the grass is cut irregularly or rarely, since it copes with long grass better than most machines.

Cutting width 48 cm. Cutting height 30-60 mm.
Engine Briggs & Stratton Quantum 190 cc/5.0 hp.
Weight 33 kg. Art. no. 560 257

EXCELLENT S SELFSTART

The machine that has virtually everything! The unique cutting deck, the unique front-wheel drive and the ingenious SelfStart.

Cutting width 48 cm. Cutting height 30-60 mm.
Engine Briggs & Stratton Quantum 190 cc/5.0 hp T&M.
Weight 32 kg. Art. no. 560 258



KLIPPO MULCHER

COMET

One of the greatest Klippo successes ever. A self-propelling machine with a generous cutting width and powerful performance. Very easy to manoeuvre thanks to the front-wheel drive. The patented gearbox ensures gentle well-balanced running. The eco-blade is Klippo's patented device, with six separate blades which chop the grass finely by cutting at different heights simultaneously. The result is a beautifully even cut. Electric starter available as an optional extra.

Cutting width 53 cm. Cutting height 30-60 mm.
Engine Briggs & Stratton Quantum 190 cc/5.0 hp. Weight 31 kg.
Art. no. 560 162 (standard), 560 165 (electric starter)

- SELF-PROPELLING WITH FRONT-WHEEL DRIVE.
- FULL WIDTH FOR MORE EFFECTIVE WORK.
- ELECTRIC STARTER AS AN OPTIONAL EXTRA.
- ECO-BLADE FOR EASY, PERFECT CUTTING.



KLIPPO MULCHER PRO

THE HANDLES ON OUR PRO MOWERS ARE COVERED WITH SOFT MATERIAL FOR INCREASED COMFORT. THE SAFETY BAR IS MORE STABLE AND FURTHER DEVELOPED TO SIT BETTER IN THE HAND.



PRO 17

In answer to the wishes of many professional users, a small, light and silent professional mower. So small, flexible and comfortable that it can often take the place of the trimmer, but is much more pleasant to work with. Ecolabelled with the Nordic swan in accordance with SIS environmental labelling standards, i.e. the toughest requirements for purified emissions combined with durability.

Cutting width 42 cm. Cutting height 30-50 mm.
Engine Honda GCV 135 cc/4.5 hp.
Weight 26 kg. Art. no. 560 186

- ECOLABELLED WITH THE NORDIC SWAN.
- LOW WEIGHT.
- MULCHER BLADE.
- ANTI-VIBRATION SYSTEM.
- SILENT AND ECONOMICAL ON FUEL.
- PUSH & GO!



PRO 19

Equipped for long, safe working spells over many years – anti-vibration handle, galvanized side guard, reinforced details, powerful professional engine with overhead valves, steel-lined cylinders, double air filters, etc. The mulcher insert comes with the machine but is not mounted because this machine is often used for grass that is rarely cut.

Cutting width 48 cm. Cutting height 30-60 mm.
Engine Briggs & Stratton Intek Edge 190 cc/6.0 hp.
Weight 33 kg. Art. No. 560 192.

- NEW UNIQUE DECK OF CAST ALUMINIUM.
- ANTI-VIBRATION SYSTEM.
- MULCHER BLADE.
- MULCHER INSERT INCLUDED.
- PUSH & GO!
- ECOLABELLED WITH THE NORDIC SWAN.



PRO 19 GCV

The same machine as the Pro 19, but with a smaller, lighter and quieter engine. Ecolabelled with the Nordic swan in accordance with SIS environmental labelling standards, i.e. the toughest requirements for purified emissions combined with durability. Equipped with anti-vibration handle, galvanized side guards and reinforced details.

Cutting width 48 cm. Cutting height 30-60 mm.
Engine Honda GCV 135 cc/4.5 hp.
Weight 30 kg. Art. no. 560 193

- NEW UNIQUE DECK OF CAST ALUMINIUM.
- ECOLABELLED WITH THE NORDIC SWAN.
- ANTI-VIBRATION SYSTEM.
- MULCHER BLADE.
- SILENT AND ECONOMICAL ON FUEL.
- MULCHER INSERT INCLUDED.
- PUSH & GO!



PRO 19 S

The same machine as the Pro 19, but also with our durable front-wheel drive. The same powerful professional engine with overhead valves, steel-lined cylinders, double air filters, etc. Ideal when you need a machine that can squeeze in anywhere, but still with self-propulsion. Equipped with anti-vibration handle, galvanized side guard and reinforced details.

Cutting width 48 cm. Cutting height 30-60 mm.
Engine Briggs & Stratton Intek Edge 190 cc/6.0 hp.
Weight 34 kg. Art. No. 560 194

- NEW UNIQUE DECK OF CAST ALUMINIUM.
- ECOLABELLED WITH THE NORDIC SWAN.
- ANTI-VIBRATION SYSTEM.
- MULCHER BLADE
- SELF-PROPELLING WITH FRONT-WHEEL DRIVE.
- MULCHER INSERT INCLUDED.



PRO 21 S

A self-propelling lawnmower for all types of surfaces. Front-wheel drive gives easy manoeuvring. Professional handle with anti-vibration system for improved ergonomics. The high-quality overhead-valve engine with double air filters and cast-iron cylinders gives high performance while being economical on fuel, with low emissions and noise level.

Cutting width 53 cm. Cutting height 30-60 mm.
Engine Briggs & Stratton Intek Edge 190 cc/6.0 hp.
Weight 35 kg. Art. no. 560 197

- ANTI-VIBRATION SYSTEM.
- MULCHER BLADE.
- SELF-PROPELLING WITH FRONT-WHEEL DRIVE.



KLIPPO COLLECTORS

Klippo collectors can hold large quantities of grass, making mowing more efficient since you do not need to empty the container so often.

BRILLIANT

A machine with rearwheel drive to cope with undulating ground. The Brilliant is packed with features. For instance, you can have the handy SelfStart as an optional extra, with a more powerful engine.

Yet even in its basic variant you get a lot of machine for your money. Large but easily manoeuvred machine with a 62 litre collector.

Cutting width 45 cm. Cutting height 20-70 mm.
Engine Briggs & Stratton Sprint XT 158 cc/4.5 hp.
Weight 36 kg. Art. No. 560 309

Brilliant Selfstart
Cutting width 45 cm. Cutting height 20-70 mm.
Engine Briggs & Stratton Quantum 190 cc/5.0 hp. T&M.
Weight 39 kg. Art. No. 560 311

- SELF-PROPELLING WITH REAR-WHEEL DRIVE.
- 62 LITRE COLLECTOR.
- TWO ENGINE ALTERNATIVES.
- SELFSTART AS AN OPTIONAL EXTRA.



COBRA

One of Klippo's absolute top models, with a Combi system. Basically a highly efficient collector mower, and thanks to a new addition it can easily be transformed into a mulcher machine when you have gained control over the lawn.

Aerodynamic channels with extra large aperture for the grass discharge gives extremely effective collection. And the collector has a volume of 65 litres to minimize the need for emptying. The chassis and wheel base are optimized for front-wheel drive and the smoothest possible manoeuvring. The handle also has a quick-action device when you need to fold it forward for storing etc.

A handy electric starter is available as an optional extra.

Cutting width 48 cm. Cutting height 25-55 mm.
Engine Briggs & Stratton Quantum 190 cc/5.0 hp. Weight 41 kg.
Art. no. 560 315 (standard), 560 313 (electric start)

- SELF-PROPELLING WITH FRONT-WHEEL DRIVE.
- COLLECTOR AND MULCHER IN THE SAME MACHINE.
- 65 LITRE COLLECTOR.
- ELECTRIC STARTER AS AN OPTIONAL EXTRA.



PRO COBRA S

The professional version of Klippo's large collector. The aerodynamic channels with extra-large aperture for the grass discharge give extremely effective collection. Even when you choose not to use the collector, the Pro Cobra S cuts highly effectively. Like all of Klippo's professional machines, the handle diverts vibrations at four levels and the most exposed wear parts are fully galvanized.

Cutting width 48 cm. Cutting height 25-55 mm.
Engine Briggs & Stratton Intek Edge 60 190 cc/6.0 hp.
Weight 43 kg. Art. No. 560 188

- ANTI-VIBRATION SYSTEM.
- SELF-PROPELLING WITH FRONT-WHEEL DRIVE.
- MULCHER AND COLLECTOR IN THE SAME MACHINE.

KLIPPO REEL MOWERS

If you have a lawn that is out of the ordinary you should take a closer look at Klippo Lawnmaster. A cylinder mower made by and for perfectionists.


LAWNMASTER

The machine for the true perfectionist – a proper reel mower based on the classic English concept, with a large roller behind the blade cylinder, a smaller support roller in front and the collector at the front. The cylinder has 6 blades and is separately powered, i.e. operating independently of the propelling roller. The roller that propels the mower is rubber-lined so that it will work without slipping even when the grass is wet and/or the lawn slopes. The roller is separately driven and split in two for easier manoeuvring.

A stable chassis of 3 mm powder-sprayed steel. The weight and the large roller give the lawn the classic look with stripes. The collector made of composite material is standard. The machine can also be used without a collector. The engine is an overhead valve model from the well-known Briggs & Stratton.

Cutting width 50 cm. Cutting height 7–30 mm. Motor Briggs & Stratton Vanguard 2.4 hp with overhead valves.

Weight 58 kg. Art. no. 560 127



- *GENEROUS CUTTING WIDTH.*
- *SEPARATE COUPLING TO CYLINDER AND PROPULSION.*
- *COLLECTOR STANDARD.*
- *RUBBER-LINED ROLLER TO AVOID SLIPPING.*
- *6-BLADE CYLINDER FOR TIGHT, EVEN CUT.*



KLIPPO PARK & GARDEN

SCARIFIER S 400 B

A quality machine through and through, with a powerful 3.5 hp Briggs & Stratton engine. Adjustable working depth. Ergonomic steering bar with safety bail.

Steel wheels with double ball bearings. Working width 40 cm. Weight 45 kg. Art. no. 560 340



SCARIFIER S 400 E

The same basic concept as the S 400 B, but fitted with a powerful electric engine with 1600 W output. If you prefer an electric machine, this scarifier is a reliable and silent workhorse. Separate blades and adjustable working depth. Ergonomic handle with safety grip.

Steel wheels with double ball bearings. Working width 40 cm. Weight 43 kg. Art. no. 560 345



CULTIVATOR PS 045 H

A machine with very high working capacity. Silent but strong 4.5 hp Honda engine, and reverse gear. Adjustable working depth. Plant protector plates standard. Adjustable control handles with OPC. The handles are easily folded for transport.

Working width 50 cm. Weight 34 kg. Art. no. 560 342



CULTIVATOR ES 03 B

Robust, reliable cultivator which can do its job. Easy-to-start 3.5 hp Briggs & Stratton engine. Adjustable working depth. Adjustable control handles with OPC.

Working width 40 cm. Weight 30 kg. Art. no. 560 341



ELECTRIC CHAINSAW

A sturdy electric chainsaw with a 40 cm bar and 2000 W engine output to cope with stout trees. Automatic chain lubrication with 0.2 l oil tank. Chain tension easily adjustable without tools. Chain with 57 links. Weight 4.3 kg.

Art. no. 560 221



HEDGE TRIMMER 70-600

A powerful hedge trimmer with metal double gears for even more power in the cut. Specially sharpened, hardened blades of high-quality steel and 27 mm apertures, placed asymmetrically to reduce vibrations. Mechanical safety brake and powerful 600 W engine with overload protection. Two-hand safety switch.

Cutting length 60 cm. Engine 240 V/600 W. Weight 4.5 kg. Art. no. 560 352



TRAILER 302

Simple, solid trailer for Trac. Made of lacquered sheet steel and with 16" inflatable rubber wheels. Removable rear flap. Tipper is standard. Platform area 120 x 84 cm. Max. load 300 kg.

Art. no. 560 540



RIDGING PLOUGH AND IRON WHEELS

Accessories for Klippo's cultivators which allow you to make furrows and ridges, e.g. when planting potatoes. Iron wheels are required for full functionality.

Ridging plough Art. No. 560 343
Iron wheels Art. No. 560 344



TRAILER 303

A trailer with a very useful finesse, a third pivot wheel which can be pulled out and a pull-out handle so that it can be used without being hitched to a tractor/rider. The platform, which is made of sturdy plastic, is tippable. 16" inflatable rubber wheels. Platform area 120 x 93 cm with sloping back. Max. load 300 kg.

Art. no. 560 541

KLIPPO TECHNICAL DATA

LAWNMOWERS

Mulchers	Art. No.	Cutting system	Collector	Cutting width	Cutting height	Engine	Self-propelling	Accessories	Weight	Noise level db(a)*	Page
Klippo Energy	560 302	Mulcher blade	No	42 cm	25-50 mm	Electrical 240V/1300W	No		22 kg	83 dB(A)	14
Klippo Triumph	560 301	Mulcher blade	No	42 cm	25-50 mm	B&S Quattro 158 cc/4 hp	No		24 kg	92 dB(A)	15
Klippo Champion	560 306	Mulcher blade	No	48 cm	30-60 mm	B&S Sprint XT 158 cc/4,5 hp	No		26 kg	92 dB(A)	15
Klippo Excellent	560 251	Cross-cut blade	No	48 cm	30-60 mm	B&S Quantum 190 cc/5 hp	No	Catalytic converter	28 kg	92 dB(A)	16
Klippo Excellent GCV	560 252	Cross-cut blade	No	48 cm	30-60 mm	Honda GCV 135 cc/4,5 hp	No		27 kg	89 dB(A)	16
Klippo Excellent Selfstart	560 254	Cross-cut blade	No	48 cm	30-60 mm	B&S Quantum T&M 190 cc/5 hp	No	Catalytic converter	32 kg	92 dB(A)	16
Klippo Excellent S	560 256	Cross-cut blade	No	48 cm	30-60 mm	B&S Quantum 190 cc/5 hp	Yes	Catalytic converter	31 kg	92 dB(A)	17
Klippo Excellent S Selfstart	560 258	Cross-cut blade	No	48 cm	30-60 mm	B&S Quantum T&M 190 cc/5 hp	Yes	Catalytic converter	31 kg	92 dB(A)	17
Klippo Comet	560 162	Mulcher cut plate	No	53 cm	30-60 mm	B&S Quantum 190 cc/5 hp	Yes	Catalytic converter	31 kg	92 dB(A)	18
Klippo Comet Electric Start	560 165	Mulcher cut plate	No	53 cm	30-60 mm	B&S Quantum 190 cc/5 hp	Yes	Catalytic converter	32 kg	93 dB(A)	18

Side Discharge	Art. No.	Cutting system	Collector	Cutting width	Cutting height	Engine	Self-propelling	Accessories	Weight	Noise level db(a)*	Page
Klippo Excellent S SD	560 257	Side discharge	No	48 cm	30-60 mm	B&S Quantum 190 cc/5 hp	Yes	Catalytic converter	33 kg	95 dB(A)	17

Collector	Art. No.	Cutting system	Collector	Cutting width	Cutting height	Engine	Self-propelling	Accessories	Weight	Noise level db(a)*	Page
Klippo Brilliant	560 308	Collection	62 l	45 cm	20-70 mm	B&S Sprint XT 158 cc/4,5 hp	Yes		36 kg	95 dB(A)	20
Klippo Brilliant Selfstart	560 311	Collection	62 l	45 cm	20-70 mm	B&S Quantum T&M 190 cc/5 hp	Yes	Catalytic converter	39 kg	95 dB(A)	20
Klippo Cobra	560 315	Collection/Mulcher	65 l	48 cm	25-55 mm	B&S Quantum 190 cc/5 hp	Yes	Catalytic converter	41 kg	95 dB(A)	21
Klippo Cobra Electric Start	560 313	Collection/Mulcher	65 l	48 cm	25-55 mm	B&S Quantum 190 cc/5 hp	Yes	Catalytic converter	42 kg	95 dB(A)	21

Reel mowers	Art. No.	Cutting system	Collector	Cutting width	Cutting height	Engine	Self-propelling	Accessories	Weight	Noise level db(a)*	Page
Klippo Free	560 115	Cylinder	Accessories	38 cm	14-45 mm	No	No	Collector	7,3 kg		10
Klippo Lawnmaster	560 127	Cylinder/Collection	Yes	50 cm	7-30 mm	Vanguard 2,4 hp	Yes		58 kg	88 dB(A)	26

Professional mowers	Art. No.	Cutting system	Collector	Cutting width	Cutting height	Engine	Self-propelling	Accessories	Weight	Noise level db(a)*	Page
Klippo Pro 17	560 186	Mulcher blade	No	42 cm	30-50 mm	Honda GCV 135 cc/4,5 hp	No		26 kg	89 dB(A)	22
Klippo Pro 19	560 192	Mulcher blade	No	48 cm	30-60 mm	B&S Intek Edge 190 cc/6 hp	No		33 kg	91 dB(A)	23
Klippo Pro 19 GCV	560 193	Mulcher blade	No	48 cm	30-60 mm	Honda GCV 135 cc/4,5 hp	No		30 kg	89 dB(A)	23
Klippo Pro 19 S	560 194	Mulcher blade	No	48 cm	30-60 mm	B&S Intek Edge 190 cc/6 hp	Yes		34 kg	91 dB(A)	23
Klippo Pro 21 S	560 187	Mulcher blade	No	53 cm	30-60 mm	B&S Intek Edge 190 cc/6 hp	Yes		35 kg	92 dB(A)	24
Klippo Pro Cobra S	560 188	Collection/Mulcher	65 l	48 cm	30-60 mm	B&S Intek Edge 190 cc/6 hp	Yes		43 kg	95 dB(A)	24

* measured sound level

Klippo Guarantee: We know that you will be satisfied with your Klippo. All our experience and all our satisfied customers since 1954 indicate that. We also give a 2-year guarantee on all machines and a 5-year guarantee on the aluminium decks of all our lawnmowers (for private use). Remember to keep your receipt. Good luck with your new Klippo!

Certain products in this catalogue might not be sold in all markets. Please contact your local dealer for more specific information. Klippo constantly improves its products and reserves the right to make technical changes.

KLIPPO TECHNICAL DATA

PARK & GARDEN

CULTIVATOR	ES03B	PS045H
Engine	B&S Sprint	Honda GCV
Power/Volume	3,5 hp./148 cc	4,5 hp./135 cc
Working width	40 cm	50 cm
Adjustable handle	Height	Height/side
Weight	30 kg	34 kg
Art. No.	560 341	560 342
Accessories	Ridging plough, iron wheels	Ridging plough, iron wheels
Others	-	Reverse gear

SCARIFIER	S400B	S400E
Engine	B&S Sprint	Electrical 230 V
Power/Volume	3,5 hp./148 cc	1600 W
Working width	40 cm	40 cm
Weight	45 kg	43 kg
Art. No.	560 340	560 345
Others	Loose blades	Loose blades

ELECTRICAL CHAINSAW

Engine power	2150 W
Working width	40 cm
Cut	-
Weight	4,3 kg
Overload protection	-
Gear system	-
Others	Automatic chain lubrication, chain tension adjustable without tools.
Art. No.	560 221

HEDGE TRIMMER	70-600
Engine power	600 W
Working width	60 cm
Cut	27 cm
Weight	4,5 kg
Overload protection	Patented mechanical overload protection
Gear system	2-step metal gear
Art. No.	560 549





KLIPPO

THE PROFESSIONAL CHOICE

KLIPPO AB, KNIVGATAN 3-7, S-212 28 MALMÖ. PHONE +46 40 680 75 00. FAX +46 40 680 75 51. E-MAIL KLIPPO@KLIPPO.SE
WWW.KLIPPO.SE